

How to Engage

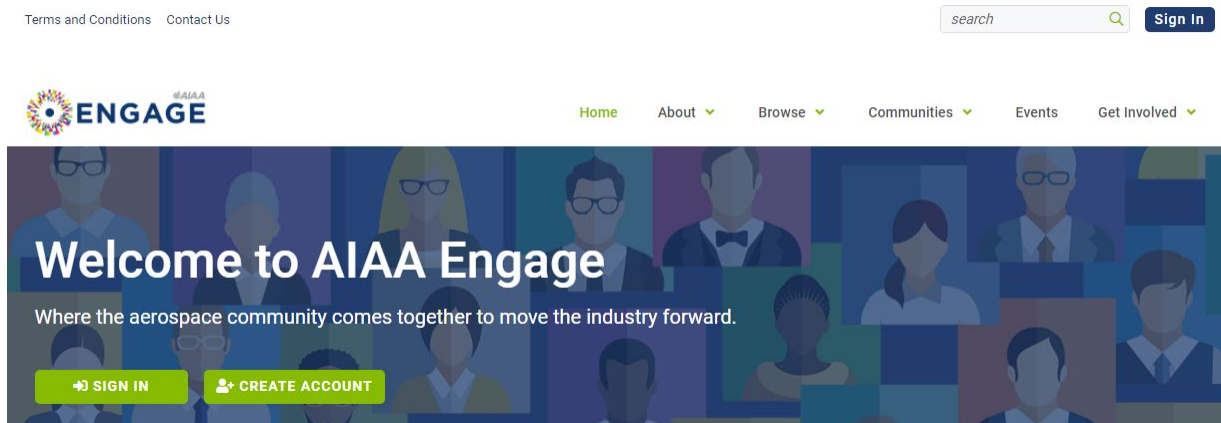
New Member User Guide

AIAA Engage is the exclusive online community for AIAA members (and guests). It is a virtual discussion forum for seeking out advice, sharing expertise, and connecting with colleagues.

Welcome! Please review the following information to help you get started.

Logging In

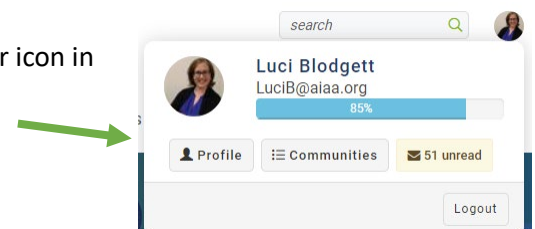
1. Go to engage.aiaa.org and click the Sign In button in the top right corner, or just under the Welcome message.




2. Use the same login information that you use for AIAA.org. If you do not know your login credentials, click "Forgot Password" in the login box.
3. When logging into AIAA Engage for the first time, you will be asked to review and accept the Terms & Conditions before proceeding.

Completing Your Profile

After you've logged in, you can view and edit your profile by clicking the user icon in the top right corner and selecting **Profile**.



1. Upload a photo by clicking the **Actions** button under the blank avatar and selecting "Change Picture". (Discussion posts from individuals with a profile picture always receive more responses!)



How to Engage

2. Fill out additional profile information by clicking the **Add** buttons in each section. (Note, this is not required, and you can come back to edit your profile at any time.

Bio

Share information about yourself - your work life and personal interests

Add

Industry (linked to AIAA member record)

Add industry
(linked to aiaa member record)

Add

Professional Interests (linked to AIAA member record)

Add professional interests
(linked to aiaa member record)

Add

Education

Share where and when you received your education

Add

Previous Work Experience

Provide an overview of employment experience

Add

Honors and Awards

List past accolades and recognition

Add

Other Professional Affiliations

Relate your professional memberships here

Add

3. This is also where you can access additional account settings. You don't necessarily need to do anything with these right away; just be aware that this is where you can modify many settings and preferences.

My Profile ▾ My Connections ▾ My Contributions ▾ My Account ▾ My Inbox

Bio

Share information about yourself - your work life and per

Privacy Settings
Email Preferences
RSS Feeds
Community Subscriptions
Discussion Signature

Finding Your Communities

All AIAA members are automatically added to the "Open Forum" community. When you join, you are also affiliated to a geographic Region and Section; you will automatically be added to those communities as well. You have the option of joining several other Public Forums and Special Interest communities.

1. From the "Communities" tab in the top navigation bar, select "All Communities" to browse other AIAA communities that may interest you, or "My Communities" to view the communities you are already part of.



Home

About ▾

Browse ▾

Communities ▾

Directory ▾

Events

Get Involved ▾

All Communities
My Communities
Open Forum

Welcome to AIAA Engage

2. Communities that are available to you will be listed with a **Join** button.

How to Engage

Starting a New Conversation

1. When viewing the homepage of a community you belong to, you can start a new conversation by clicking the Add button near the Latest Discussions feed.



Joining Conversations

You should start receiving Digest Emails from the communities you belong to; these get sent out automatically whenever there is a new discussion post in the community. You can respond online by opening the post within Engage, or you can respond to others' posts directly from your personal inbox—either option will result in your message being posted to the community discussion board.



Additional Resources

Engage is also your home for Mentor Match, Volunteer Opportunities, and a full Calendar of Events. Add the Engage homepage to your bookmarks and check back often to explore what's new at AIAA!

- [How to Engage](#)
- [Posting to Get Responses](#)
- [Whitelisting Instructions](#)

If you need assistance, please contact: Luci Blodgett, Online Communities Manager, at communitymanager@aiaa.org